

HMI with 15.6" WVA Display



Feature

- The oTP integrated touch solution offers an edge-to-edge design, high-resolution and high-transmittance.
- 15.6" 1920 x 1080 Wide Viewing Angle LCD
- Quad-core CPU with High Performance Dedicated 3D Processor
- Fan-less Cooling System
- Built-in 4GB Flash Memory and RTC
- COM1 / COM3 RS-485 2W supports MPI 187.5K, please use one at a time.
- Built-in Power Isolator
- NEMA4/IP66 Compliant Front Panel

Display	Display	15.6" Wide Viewing Angle (WVA)
	Resolution	1920 x 1080
	Brightness (cd/m ²)	300
	Contrast Ratio	800:1
	Backlight Type	LED
	Backlight Life Time	>30,000 hrs.
	Colors	16.2M
	LCD Viewing Angle (T/B/R/L)	89/89/89/89
	Pixel Pitch (mm)	0.17925(H) x 0.17925(V)
Touch Panel	Type	Tempered Glass, Capacitive Type
	Hardness Scale	7H
Memory	Flash	4 GB
	RAM	1 GB
Processor		Quad-core RISC
I/O Port	SD Card Slot	N/A
	USB Host	USB 2.0 x 1
	USB Client	N/A
	Ethernet	10/100 Base-T x 1
	COM Port	Con.A: COM1 RS-485 2W/4W, COM3 RS-485 2W Con.B: COM1 RS-232 4W, COM3 RS-232 2W*
	RS-485 Isolation	N/A
	CAN Bus	N/A
	HDMI	N/A
	Audio Output	Built-in Mono Speaker
RTC		Built-in
Power	Input Power	24±20%VDC
	Power Isolation	Built-in
	Power Consumption	0.9A@24VDC
	Voltage Resistance	500VAC (1 min.)
	Isolation Resistance	Exceed 50MΩ @ 500VDC
	PCB Coating	Yes
Specification	Enclosure	Front bezel: Plastic, Rear Enclosure: Aluminum
	Dimensions WxHxD	400 x 263 x 27.6 mm
	Panel Cutout	384 x 247 mm
	Weight	Approx. 1.6 kg
	Mount	Panel mount, VESA mount 100 x 100 mm
	Protection Structure	NEMA4 / IP66 Compliant Front Panel
Environment	Storage Temperature	-20° ~ 60°C (-4° ~ 140°F)
	Operating Temperature	0° ~ 50°C (32° ~ 122°F)
	Relative Humidity	10% ~ 90% (non-condensing)
	Altitude (Air Pressure)	Below 3,000 meters (70.1kPa)
	Vibration Endurance	10 to 25Hz (X, Y, Z direction 2G 30 minutes)
	Certificate	CE
Software	EasyBuilder Pro	V6.06.02 or later versions*
	Weincloud	EasyAccess 2.0 (Optional), Dashboard (Optional)


*Only Tx & Rx (no RTS/CTS) may be used for COM1 RS-232 when COM3 RS-232 is also used.

*The minimum software requirement for MPI: EasyBuilder Pro V6.07.02.

Dimensions




Top View



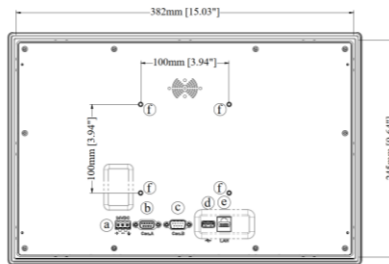
Front View



Side View



Cutout Dimensions



Rear View



Bottom View

a	Power Connector	d	USB Host
b	COM1 RS-485, COM3 RS-485, (Con.A)	e	LAN
c	COM1 RS-232, COM3 RS-232 (Con.B)	f	VESA 100mm Screw Holes

Ordering Information

- cMT2166X:**
15.6" 1920 x 1080 WVA LCD HMI, 4GB flash memory, 1GB RAM on board
- RZACEA020** (optional):
EasyAccess 2.0 Activation Card

Pin Assignment:

Con. B: COM1 / COM3 [RS232] 9 Pin, Male, D-sub

PIN#	COM1 [RS232]4W	COM3 [RS232]2W
1		
2	RxD	
3	TxD	
4		
5	GND	
6		
7	RTS	TxD
8	CTS	RxD
9	GND	

Con. A: COM1 / COM3 [RS485]/ 9 Pin, Female, D-sub

PIN#	COM1 [RS485]2W	COM1 [RS485]4W	COM3 [RS485]2W
1	Data-	Rx-	
2	Data+	Rx+	
3		Tx-	
4		Tx+	
5	GND		
6			Data-
7			
8			
9			Data+